

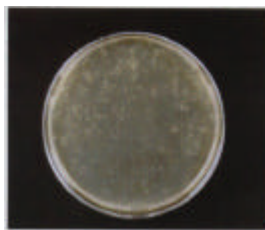
(bacillus spores)가 100 3 , 가
 (fungi) 150 1 , (mould spores)가 70
 10

(Japan Food Research Laboratories)

[1] (a) , (b)
 (Mucor Genus), (Aspergillus Genus),
 (Bacillus Genus),



(a)



(b)



(c)

1:

(Microbial Analysis)

(Japan Food Research Laboratories)

가 0.45 μ m


0.3 μ m

가

[2]

(Anti-bacterial)

(Anti-bacterial treatment)가



2:

.)

.([2]

가

[3]

6

가



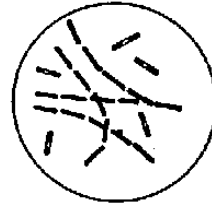
3 :

()

:

가

(Mucor Genus)



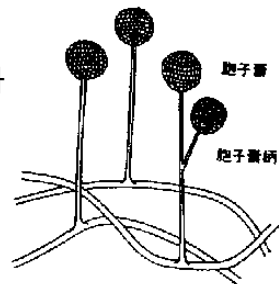
枯草菌

: 100 , 3

: 150 , 1

()

가

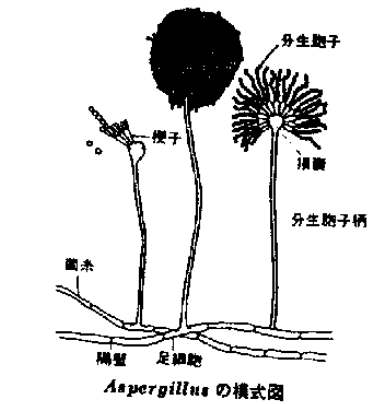


Mucor の模式図

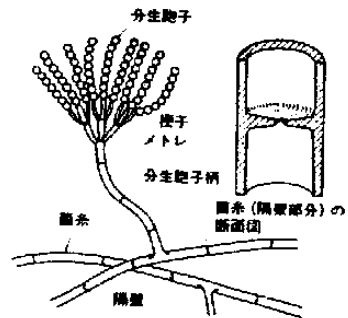
: 60 , 10

: 70 , 10

()



Aspergillus の模式図



Penicillium の模式図

(Anti-bacterial Air filters)

(Anti-bacterial filter)

(Exhaust filter)